








Stool Chart



Bristol Stool Chart

Type 1		Separate hard lumps, like nuts (difficult to pass)
Type 2		Sausage-shaped, but lumpy
Type 3		Like a sausage but with cracks on its surface
Type 4		Like a sausage or snake, smooth and soft (average stool)
Type 5		Soft blobs with clear cut edges
Type 6		Fluffy pieces with ragged edges, a mushy stool (diarrhea)
Type 7		Watery, no solid pieces, entirely liquid (diarrhea)

(Type 3, 4, and 5 are considered normal)

info@hometeammedical.ca

